

Steps for CCC EXAM Fee Payment Instructions

Step – 1: Click the following Link and then select Gujarat in State and Educational Institutions in Type of Corporate then click on Go Button.

<https://www.onlinesbi.com/prelogin/institutiontypedisplay.htm>

State Bank Collect

Select State and Type of Corporate / Institution

State of Corporate/Institution *	<input type="text" value="Gujarat"/>
Type of Corporate/Institution *	<input type="text" value="Educational Institutions"/>

Step – 2: After click on the go, Select Gujarat Technological University then click on Submit Button.

State Bank Collect

Select from Educational Institutions *

Educational Institutions Name	<input type="text" value="GUJARAT TECHNOLOGICAL UNIVERSITY"/>
-------------------------------	---

Step – 3: Provide all the details of payment as below and then click on Submit Button.

Provide details of payment

Select Payment Category *	<input type="text" value="CCC /CCCPPlus EXAM FEES FOR GOVT. EMPLOYEES"/>
FULL NAME OF APPLICANT *	<input type="text" value="RAMBHAI PATEL"/>
REGISTRATION NUMBER *	<input type="text" value="14070009"/>
MOBILE NUMBER *	<input type="text" value="9876543210"/>
DATE OF BIRTH *	<input type="text" value="1/7/1978"/>
FEES PAID FOR *	<input type="text" value="Rs200_Both_Theory and Practical"/>
FEE(Rs200 for both/(Rs100forTheory/Practical) *	<input type="text" value="200"/>
Remarks	<input type="text" value="-"/>

• For more information visit www.gtu.ac.in

Please enter your Name, Date of Birth & Mobile Number. This is required to reprint your challan, if the need arises.

Name *	<input type="text" value="RAMBHAI PATEL"/>
Date of Birth *	<input type="text" value="1/7/1978"/>
Mobile Number *	<input type="text" value="9876543210"/>


Enter the text as shown in the image *


<input type="text" value="8BB76"/>	<input type="text" value="8BB76"/>
------------------------------------	------------------------------------

Step – 4: Verify the details and confirm the transactions then click on confirm button.

State Bank Collect

Verify details and confirm this transaction


	Educational Institutions Name	GUJARAT TECHNOLOGICAL UNIVERSITY
	Category	CCC /CCCPlus EXAM FEES FOR GOVT. EMPLOYEES
	FULL NAME OF APPLICANT	RAMBHAI PATEL
	REGISTRATION NUMBER	14070009
	MOBILE NUMBER	9876543210
	DATE OF BIRTH	1/7/2014
	FEES PAID FOR	Rs200_Both_Theory and Practical
	FEE(Rs200 for both/(Rs100forTheory/Practical)	200
	Total Amount	INR 200.00
	Remarks	-

























 Please ensure that you are making the payment to the correct payee.

Confirm
Cancel

Step – 5: Select the Payment Category by Debit Card or Credit Card or SBI Branch for Cash payment.

State Bank MOPS
Multi Option Payment System



NET BANKING	CARD PAYMENTS
<div style="border: 1px solid #ccc; padding: 5px; margin-bottom: 5px;">  State Bank of India <small>With you - all the way</small> <div style="float: right;">Bank Charges: 10.0 </div> </div>	<div style="border: 1px solid #ccc; padding: 5px; margin-bottom: 5px;"> <p style="color: red; font-size: small;">This payment mode is not available between 23:30 hours IST and 00:30 hours IST</p> </div>
<div style="border: 1px solid #ccc; padding: 5px; margin-bottom: 5px;">  State Bank of Bikaner and Jaipur <small>The Bank with a vision</small> <div style="float: right;">Bank Charges: 10.0 </div> </div>	<div style="border: 1px solid #ccc; padding: 5px; margin-bottom: 5px;">  State Bank ATM-cum-Debit Card <div style="float: right;">Bank Charges: Rs 10.0 </div> </div>
<div style="border: 1px solid #ccc; padding: 5px; margin-bottom: 5px;">  State Bank of Hyderabad <small>You Can Always Bank on Us</small> <div style="float: right;">Bank Charges: 10.0 </div> </div>	<div style="border: 1px solid #ccc; padding: 5px; margin-bottom: 5px;">  Other Banks Debit Cards <div style="float: right;">Bank Charges: Rs 15.0 </div> </div>
<div style="border: 1px solid #ccc; padding: 5px; margin-bottom: 5px;">  State Bank of Mysore <small>Working for a better tomorrow</small> <div style="float: right;">Bank Charges: 10.0 </div> </div>	<div style="border: 1px solid #ccc; padding: 5px; margin-bottom: 5px;">  Credit Cards <div style="float: right;">Bank Charges: Rs 15.0 </div> </div>
<div style="border: 1px solid #ccc; padding: 5px; margin-bottom: 5px;">  State Bank of Patiala <small>With You Everyday Every Inch of The Way</small> <div style="float: right;">Bank Charges: 0.0 </div> </div>	<p>OTHER PAYMENT MODES</p>
<div style="border: 1px solid #ccc; padding: 5px; margin-bottom: 5px;">  State Bank of Travancore <small>A Long Tradition of Trust</small> <div style="float: right;">Bank Charges: 10.0 </div> </div>	<div style="border: 1px solid #ccc; padding: 5px; margin-bottom: 5px;">  SBI BRANCH <div style="float: right;">Bank Charges: Rs 34.0 </div> </div>
<div style="border: 1px solid #ccc; padding: 5px; margin-bottom: 5px;">  Other Banks Internet Banking <div style="float: right;">Bank Charges: 15.0 </div> </div>	<div style="border: 1px solid #ccc; padding: 5px; margin-bottom: 5px;">  NEFT <div style="float: right;">Bank Charges: Rs 10.0 </div> </div>

Step – 6: If you select SBI Branch option for Cash payment, then take the printouts of Pre Acknowledgment form using click on "[Click here to save the Pre-Acknowledgement Form in PDF](#)".

State Bank Collect



Payment details captured successfully.

Please print & submit the Pre Acknowledgement Payment form to the Branch for Payment.

Payment Details:

SBCollect Reference Number	DU05292654
Category	CCC /CCCPlus EXAM FEES FOR GOVT. EMPLOYEES
FULL NAME OF APPLICANT	RAMBHAI PATEL
REGISTRATION NUMBER	14070009
MOBILE NUMBER	9876543210
DATE OF BIRTH	1/7/2014
FEES PAID FOR	Rs200_Both_Theory and Practical
FEE(Rs200 for both/(Rs100forTheory/Practical)	200
Transaction Charge	INR 34.00
Total Amount	INR 234.00
Remarks	-



[Click here to save the Pre-Acknowledgement Form in PDF](#)

Step – 7: Then print the Depositor copy and pay the necessary fees in any SBI Branch.

<div style="text-align: right; border: 1px solid black; padding: 2px; font-size: small;">Depositor Copy</div> <div style="border: 1px solid black; padding: 5px; font-size: x-small;"> <p>Pre Acknowledgement Payment(PAP) Form for Payment through any SBI Branch Date: 15-07-2014</p> <p style="text-align: center;">Beneficiary/Remittance Details</p> <p>State Bank Collect Reference No. DU05292654 Beneficiary: GUJARAT TECHNOLOGICAL UNIVERSITY Category: CCC /CCCPlus EXAM FEES FOR GOVT. EMPLOYEES Last Date of Payment: 11-07-2016 Remitter: RAMBHAI PATEL</p> <table border="1" style="width: 100%; border-collapse: collapse; font-size: x-small;"> <tr><td>Collection Amount</td><td style="text-align: right;">200.00</td></tr> <tr><td>Commission</td><td style="text-align: right;">34.00</td></tr> <tr><td>Total (Rupees Two Hundred Thirty Four Only)</td><td style="text-align: right;">234.00</td></tr> </table> <table border="1" style="width: 100%; border-collapse: collapse; font-size: x-small;"> <thead> <tr><th colspan="2">Details of Cash / Cheques</th><th style="text-align: right;">Rs</th><th style="text-align: right;">P</th></tr> </thead> <tbody> <tr><td> </td><td> </td><td> </td><td> </td></tr> <tr><td> </td><td> </td><td> </td><td> </td></tr> <tr><td>Total Rs</td><td> </td><td> </td><td> </td></tr> </tbody> </table> <p style="font-size: x-small;">Instructions for Depositor: This is not an e-receipt. After payment, please visit www.onlinesbi.com > 'State Bank Collect' and click on the hyperlink at the bottom of the page to generate the e-receipt.</p> <p style="text-align: center; font-size: x-small;">(To be Filled in by the Bank)</p> <p>Journal No: <input type="text" value="DU05292654"/></p> <p>Branch Name: _____</p> <p>Branch Code: <input type="text" value=""/><input type="text" value=""/><input type="text" value=""/><input type="text" value=""/> Deposit Date: <input type="text" value=""/><input type="text" value=""/><input type="text" value=""/></p> <p style="text-align: right; font-size: x-small;">Branch Stamp Authorized Signatory</p> </div>	Collection Amount	200.00	Commission	34.00	Total (Rupees Two Hundred Thirty Four Only)	234.00	Details of Cash / Cheques		Rs	P									Total Rs				<div style="text-align: right; border: 1px solid black; padding: 2px; font-size: small;">Branch Copy</div> <div style="border: 1px solid black; padding: 5px; font-size: x-small;"> <p>Pre Acknowledgement Payment(PAP) Form for Payment through any SBI Branch Date: 15-07-2014</p> <p style="text-align: center;">Beneficiary/Remittance Details</p> <p>State Bank Collect Reference No. DU05292654 Beneficiary: GUJARAT TECHNOLOGICAL UNIVERSITY Category: CCC /CCCPlus EXAM FEES FOR GOVT. EMPLOYEES Last Date of Payment: 11-07-2016 Remitter: RAMBHAI PATEL</p> <table border="1" style="width: 100%; border-collapse: collapse; font-size: x-small;"> <tr><td>Collection Amount</td><td style="text-align: right;">200.00</td></tr> <tr><td>Commission</td><td style="text-align: right;">34.00</td></tr> <tr><td>Total (Rupees Two Hundred Thirty Four Only)</td><td style="text-align: right;">234.00</td></tr> </table> <p>Mode of Payment (Choose Either Cash / Cheque) Cash <input type="checkbox"/></p> <table border="1" style="width: 100%; border-collapse: collapse; font-size: x-small;"> <thead> <tr><th colspan="2">Cash Notes</th><th colspan="2" style="text-align: right;">Amount</th></tr> <tr><th colspan="2"></th><th style="text-align: right;">Rs</th><th style="text-align: right;">P</th></tr> </thead> <tbody> <tr><td> </td><td style="text-align: center;">*1000</td><td> </td><td> </td></tr> <tr><td> </td><td style="text-align: center;">*500</td><td> </td><td> </td></tr> <tr><td> </td><td style="text-align: center;">*100</td><td> </td><td> </td></tr> <tr><td> </td><td style="text-align: center;">*50</td><td> </td><td> </td></tr> <tr><td> </td><td style="text-align: center;">*20</td><td> </td><td> </td></tr> <tr><td> </td><td style="text-align: center;">*10</td><td> </td><td> </td></tr> <tr><td> </td><td style="text-align: center;">Coins</td><td> </td><td> </td></tr> <tr><td> </td><td style="text-align: center;">Total Rs</td><td> </td><td> </td></tr> </tbody> </table> <p>Cheque <input type="checkbox"/></p> <p>Cheque No: _____</p> <p>Cheque Date: _____</p> <p>Drawee Bank & Branch: State Bank of India Branch: _____</p> <p style="text-align: right; font-size: x-small;">Signature of the Depositor</p> <p style="text-align: center; font-size: x-small;">Space for Bank use</p> <p style="text-align: right; font-size: x-small;">Branch Stamp</p> </div>	Collection Amount	200.00	Commission	34.00	Total (Rupees Two Hundred Thirty Four Only)	234.00	Cash Notes		Amount				Rs	P		*1000				*500				*100				*50				*20				*10				Coins				Total Rs		
Collection Amount	200.00																																																																				
Commission	34.00																																																																				
Total (Rupees Two Hundred Thirty Four Only)	234.00																																																																				
Details of Cash / Cheques		Rs	P																																																																		
Total Rs																																																																					
Collection Amount	200.00																																																																				
Commission	34.00																																																																				
Total (Rupees Two Hundred Thirty Four Only)	234.00																																																																				
Cash Notes		Amount																																																																			
		Rs	P																																																																		
	*1000																																																																				
	*500																																																																				
	*100																																																																				
	*50																																																																				
	*20																																																																				
	*10																																																																				
	Coins																																																																				
	Total Rs																																																																				

Step – 8: Write Journal No (**starts with DU**) in CCC online registration form and then save and print the CCC Registration Application.

Step – 9: Send Application Printout with original challan copy and required documents to Gujarat Technological University.